


FAMILY

POETRY

JAM

Email photos of your poems to
YouthServicesDesk
@dppl.org



Fun for the whole family!

In your jammies!



Pick a few activities, or try them all!



PAPER BAG POETRY

PLAYER 1

Without the other player seeing what you pick, find a (safe-to-touch) household or natural object such as a toy, stuffed animal, leaf, or pinecone.

Put it in a bag and tell Player 2 to close their eyes.


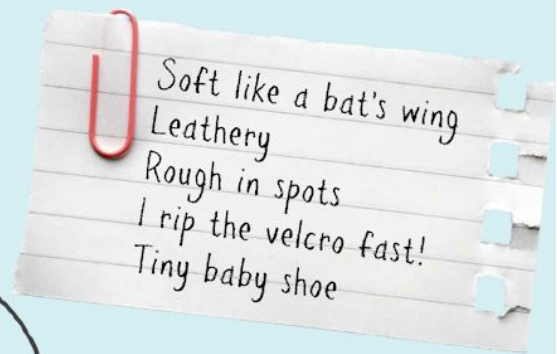
PLAYER 2

Close your eyes. Then put your hand in the bag and touch the object. Don't guess what it is right away, but tell Player 1 what you feel. What's the texture? Shape? What does it remind you of?

PLAYER 1

Write down what Player 2 says. Then ask Player 1 to guess what the object is. You have a poem!

NOW SWITCH SO EACH PERSON HAS A CHANCE TO WRITE A POEM!



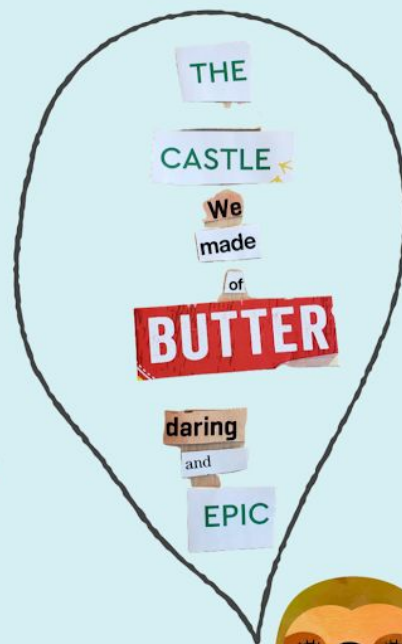
We would love to
see your poems!
Email them to
YouthServicesDesk@dppl.org

Be sure to put
everything away when
you're done!

UPCYCLED POETRY



- 1 Go on a word hunt!
Search your recycling bin for words to cut out from old cereal or cracker boxes, catalogs, or magazines.
- 2 Cut out each word and spread all the words on a table.
- 3 Use the words to make a new sentence or mini poem.
- 4 Do you need more words?
Write your own words on little scraps of paper. Or, print out the word lists in the back of this packet.
- 5 Take a picture of your upcycled poetry and email it to YouthServicesDesk@dppl.org



Be sure to clean everything up when you're done!



READ SOME POETRY



It can be really fun to read poetry out loud!
Here are some ideas of where to find poems.

- 1 Use your library card to log on to
WWW.HOOPLADIGITAL.COM
Type "poetry" in the search bar. You will see hundreds of poetry books you can check out.
Choose a few to read out loud!
- 2 Have you tried Tumblebooks yet? Use your web browser to go to this address:
HTTPS://WWW.DPPL.ORG/EBOOKS-MORE/KIDS
You can watch and read along to hundreds of books!
- 3 Use our **LIBBY APP** to find other poetry e-books!




TRY THIS!

As you've seen already, poetry can take lots of different forms!

ONE FUN, EASY WAY TO MAKE A POEM IS TO USE A PATTERN.

Here's how to make a "Cinquain" (sin-kain) poem.



Sloth
Cozy, mossy
Hanging, tree-loving,
relaxing
A home for many
Sweet smiling sloth

LINE 1

Pick a topic/subject

LINE 2

Write 2 words that describe your subject (adjectives)

LINE 3

Write 3 words that the subject does (verbs)

LINE 4

Write a 4-word sentence about the subject

LINE 5

End with the subject again (add adjectives if you wish)

Print and cut out these words!

elephant

game

stars

hair

game

sky

nails

computer

bottle

football

tiger

danger

paint

fish

shoe

hope

butterfly

blanket

book

sun

wood

juice

moon

pencil

Print & cut out these words!

like

or

and

the

for

as

like

or

and

the

for

as

like

or

and

like

or

and

the

why

who

where

when

what

Print & cut out these words!

jumped

start

fight

grew

stop

play

joined

tipped

spin

connect

spill

read

smile

painted

laugh

survive

twist

trip

live

light

went

watch

help

go

Print, cut and write your own words!

